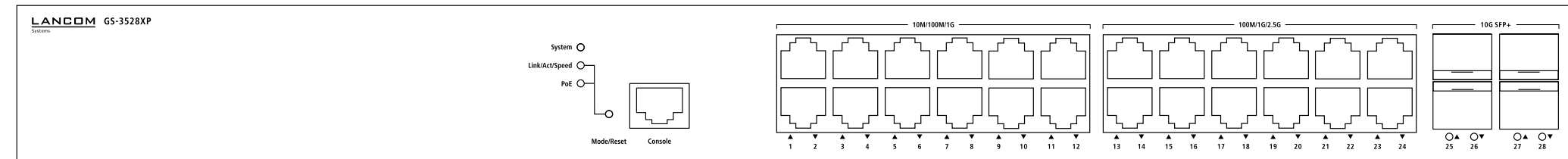
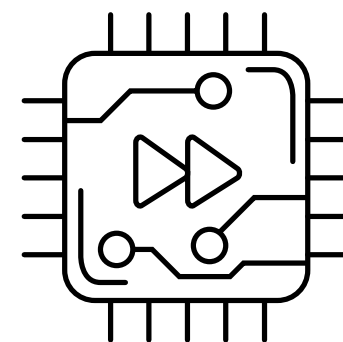
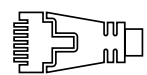
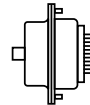
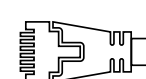


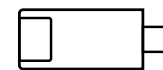
Hardware Quick Reference LANCOM GS-3528XP



- 1 Configuration interface (Console)**
Connect the configuration interface via the included serial configuration cable to the serial interface of the device you want to use for configuring / monitoring the switch.
- 2 TP Ethernet interfaces**
Use Ethernet cables to connect the interfaces 1 to 24 to your PC or a LAN switch.



- 3 SFP interfaces**
Insert suitable LANCOM SFP modules into the SFP interfaces 25 to 28. Choose cables which are compatible with the SFP modules and connect them as described in the module's documentation.
- 4 Power connector (device back side)**
Supply power to the device via the power connector. Please use the IEC power cable supplied or a country-specific LANCOM Power Cord.



Before initial startup, please make sure to take notice of the information regarding the intended use in the enclosed installation guide!

Operate the device only with a professionally installed power supply at a nearby power socket that is freely accessible at all times.



Please observe the following when setting up the device

- The power plug of the device must be freely accessible.
- For devices to be operated on the desktop, please attach the adhesive rubber footpads
- Do not rest any objects on top of the device
- Keep all ventilation slots on the side of the device clear of obstruction
- Mount the device into a 19" unit in a server cabinet using the provided screws and mounting brackets.
- Please note that support service for third-party accessories is excluded.

Mounting & connecting



1 System / Link/Act/Speed / PoE

System: off	Device switched off
System: green	Device operational
System: red	Hardware error
Link/Act/Speed: green	Port LEDs show link / activity status or port speed
PoE: green	Port LEDs show PoE status

2 Mode- / Reset button

Short press	Port LED mode switch
~5 sec. pressed	Device restart
7~12 sec. pressed	Configuration reset and device restart

3 TP Ethernet ports 10M / 100M / 1G

LEDs switched to Link/Act/Speed mode

Off	Port inactive or disabled
Green	Link 1000 Mbps
Green, blinking	Data transfer, link 1000 Mbps
Orange	Link < 1000 Mbps
Orange, blinking	Data transfer, link < 1000 Mbps

LEDs switched to PoE mode

Off	Port inactive or disabled
Green	Port enabled, power supply to connected device
Orange	Hardware error

4 TP Ethernet ports 100M / 1G / 2.5G

LEDs switched to Link/Act/Speed mode

Off	Port inactive or disabled
Green	Link 2500 - 1000 Mbps
Green, blinking	Data transfer, link 2500 - 1000 Mbps
Orange	Link < 1000 Mbps
Orange, blinking	Data transfer, link < 1000 Mbps

LEDs switched to PoE mode

Off	Port inactive or disabled
Green	Port enabled, power supply to connected device
Orange	Hardware error

5 SFP/SFP+ ports

Off	Port inactive
Blue	Link 10 Gbps
Green	Link 1000 Mbps

Hardware

Power supply	Internal power supply unit (110–230 V, 50–60 Hz)
Power consumption	Max. 480 watts
Environment	Temperature range 0–40°C; short-term temperature range 0–50°C; humidity 10–90%, non-condensing
Housing	Robust metal housing, 19" 1U (442 × 44 × 375 mm > W x H x D) with removable mounting brackets, network connectors on the front
Number of fans	1

Interfaces

ETH	12 TP Ethernet ports 10 / 100 / 1000 Mbps 12 TP Ethernet ports 10 / 100 / 2500 Mbps 4 SFP/SFP+ ports 1 / 10 Gbps 28 concurrent Ethernet ports in total
-----	---

Package Content

Mounting brackets	2 × 19" brackets for rackmounting
Cable	1 × IEC power cord, 1 × serial configuration cable 1.5 m

This product contains separate open-source software components which are subject to their own licenses, in particular the General Public License (GPL). The license information for the device firmware (LCOS) is available on the device's WEBconfig interface under "Extras > License information". If the respective license demands, the source files for the corresponding software components will be made available on a download server upon request.

Hereby, LANCOM Systems GmbH | Adenauerstrasse 20/B2 | D-52146 Wuerstelen, declares that this device is in compliance with Directives 2014/30/EU, 2014/35/EU, 2011/65/EU, and Regulation (EC) No. 1907/2006. The full text of the EU Declaration of Conformity is available at the following Internet address: www.lancom-systems.com/doc