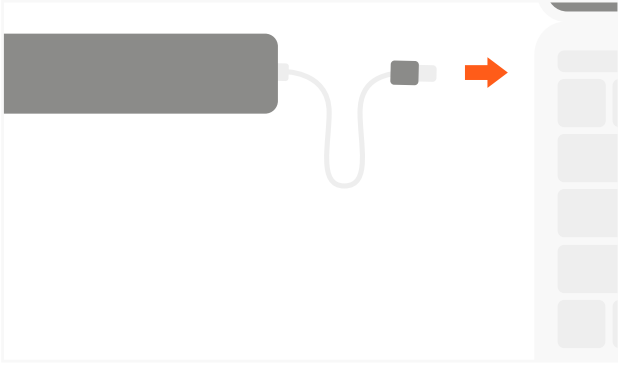



## TYPE-C MULTI-PORT ADAPTER V2

- 1** Connect the Slim Multi-Port Adapter V2 to the Type-C port of your MacBook.



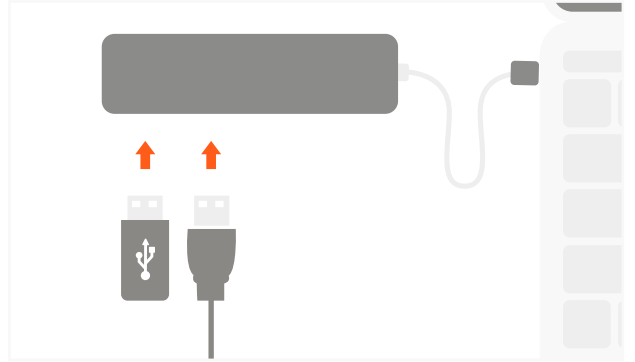
- 2** Connect native MacBook charger to USB-C port to charge your MacBook.  
USB-C PD max output: 49W



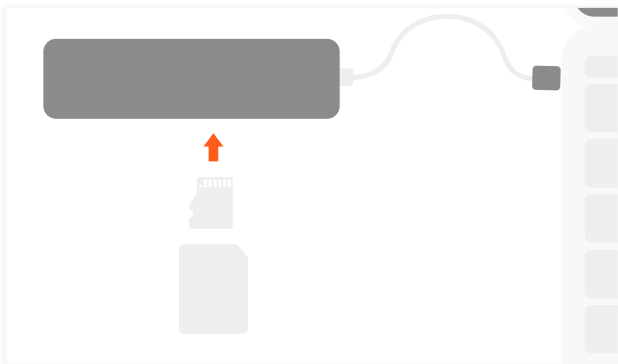
- 3** Connect HDMI-enabled monitor to adapter's HDMI port using high speed HDMI cable. Requires direct HDMI to HDMI connection



- 4** Connect USB devices to its USB-A ports. Connect 1 hard drive at a time  
Not compatible with Apple SuperDrive



- 5** Insert micro/SD cards into card reader slots.



- 6** All ports can be used simultaneously. Each USB-A max output is 5V/1A

