





LV HRC FUSE LINK GL/GG WITH NON-INSULATED GRIP LUGS WITH FRONT INDICATOR SIZE 000, 80A, AC 500V/DC 250V

Similar to image

**Technical data:**

<b>Current / for AC / rated value</b>	A	80
<b>Operating class of the fuse link</b>		gG
<b>Size of the fallback-system / acc. to DIN EN 60269-1</b>		NH000
<b>Supply voltage</b>		
• for AC / rated value	V	500
• for DC	V	250
<b>Switching capacity current</b>		
• in accordance with IEC 60947-2 / rated value	kA	120
• with DC / in accordance with IEC 60947-2 / rated value	kA	25
<b>Design of an identification indicator</b>		Front indicators
<b>Ambient temperature</b>		
• minimum	°C	-5
• maximum	°C	40

**Certificates/approvals:**

General Product Approval	Declaration of Conformity	Test Certificates	Shipping Approval
 <p>KEMA</p> <p><a href="#">ROSTEST</a></p>  <p>VDE</p>	<p><a href="#">Manufacturer</a></p>	<p><a href="#">Manufacturer</a></p>	 <p>GL</p>
<p>other</p>			
<p><a href="#">Manufacturer</a></p>			

#### Further information:

##### Information- and Downloadcenter (Catalogs, Brochures,...)

<http://www.siemens.com/lowvoltage/catalogs>

##### Industry Mall (Online ordering system)

<http://www.siemens.com/lowvoltage/mall>

##### Service&Support (Manuals, Certificates, Characteristics, FAQs,...)

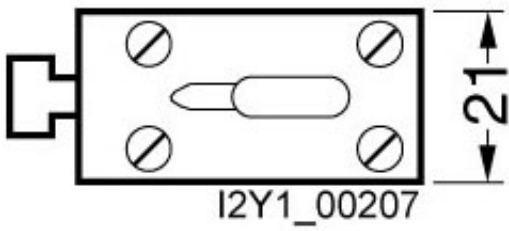
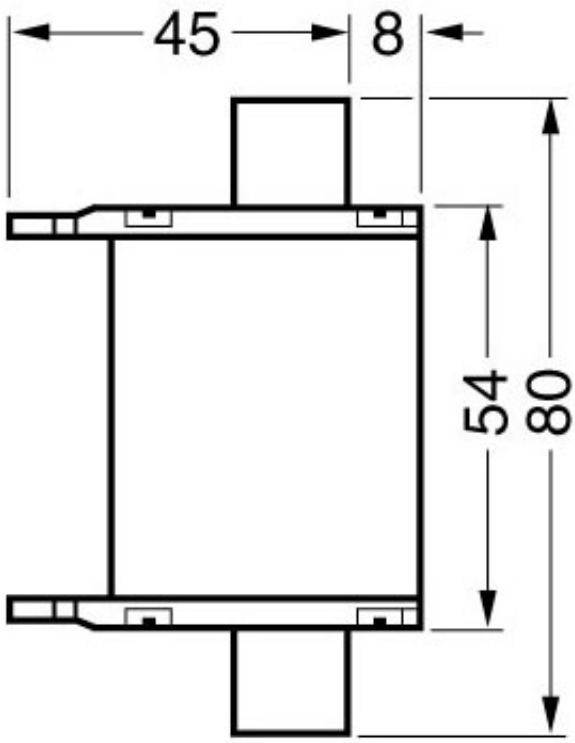
<http://support.automation.siemens.com/WW/view/en/3NA3824/all>

##### Image database (product images, 2D dimension drawings, 3D models, device circuit diagrams, ...)

[http://www.automation.siemens.com/bilddb/cax\\_en.aspx?mlfb=3NA3824](http://www.automation.siemens.com/bilddb/cax_en.aspx?mlfb=3NA3824)

##### CAX-Online-Generator

<http://www.siemens.com/cax>



last change:

Aug 26, 2011